



Standard

**Lead Times
and
Quick Ship Adders**

(Effective January 1, 2003)

Indianapolis Factory and QRC

Standard Products - Quick Ship Adders

Effective (01/01/2003)


Standard		Published Lead Time (Weeks)	Same Day	Less than 1 Week	1 Week	2 Weeks	3 Weeks	4 Weeks	5 Weeks
C		3	Negotiable	20%	20%	10%	0%	0%	0%
F		3	Negotiable	20%	20%	10%	0%	0%	0%
F Mounted		4	Negotiable	\$400	\$400	\$200	\$150	\$0	\$0
Grundfos (On Shelf)		1	\$0	\$0	\$0	\$0	\$0	\$0	\$0
Grundfos (Not on Shelf)		4	Air Freight Expenses ----->						
Hydro 1		6-8	Negotiable	\$1,000	\$1,000	\$750	\$500	\$400	\$300
Hydro 2		8	Negotiable	\$1,000	\$1,000	\$750	\$500	\$400	\$300
J (On Shelf)		1	\$0	\$0	\$0	\$0	\$0	\$0	\$0
J (Not on Shelf)		1	\$150	\$150	\$0	\$0	\$0	\$0	\$0
L		2-6	Negotiable	\$400	\$400	\$0	\$0	\$0	\$0
MSL		5-13	Air Freight Expenses ----->						
MSM		9-13	Air Freight Expenses ----->						
PE (On Shelf)		1	\$0	\$0	\$0	\$0	\$0	\$0	\$0
PE (Not on Shelf)		1	\$150	\$150	\$0	\$0	\$0	\$0	\$0
PV		3	Negotiable	20%	20%	10%	0%	0%	0%
PVF		4	Negotiable	\$500	\$500	\$400	\$300	\$0	\$0
TMU		2-3	Negotiable	\$300	\$300	\$0	\$0	\$0	\$0
U (On Shelf)		1	\$0	\$0	\$0	\$0	\$0	\$0	\$0
U (Not on Shelf)		5-7	Air Freight Expenses ----->						
UW		8	Negotiable	\$300	\$300	\$300	\$300	\$300	\$300
VCS		2-6	Negotiable	\$500	\$500	\$0	\$0	\$0	\$0
Standard Package Stocking Program (On Shelf)		4-6	Negotiable	\$0	\$0	\$0	\$0	\$0	\$0
Standard Package Stocking Program (Not On Shelf)		4-6	Negotiable	20%	20%	10%	0%	0%	0%

Note:

- Material availability must be confirmed with factory prior to lead time commitment
- Pump premium adders (dollars) reflects per pump
- Stocking Program premium adders (multiplier) reflects per order
 - If you request to "Ship ASAP", then no premium adder will apply
 - If you request to "Ship on a Specific Date", then the premium adder will apply per above
- Customers order quantity needs to be considered prior to authorization
- No concessions will apply without BUMS authorization
- Next or Same Day painted pumps apply to J, PE and Grundfos pumps only, otherwise we need a paint waiver
- Controllers ship separate and direct for expedited orders
- Same Day shipments must be received prior to 11:45am



Product Lead Times

Pump Type	Model	Sizes	Material	Configuration	Shipping Schedule
 <p>General Purpose End Suction Pump</p>	C	610A 615A, J 620A 740 810A, G 815A, G 820A 825A 830A 840 1020A 1025A 1030A 1040A 1050A 1125 1140 1215A 1220A 1230A 1240A 1250A 1260G 1425 1430, 1430G 1440	Cast Iron Bronze Fitted	C Pump with Standard Factory Choice JM Motors	3 Weeks
		Non-Standard Configuration		Long Lead Time Item + 1 Week (Refer to Factory)	


Options for C Pumps

- 1) Iron construction pumps. (Majority of them are a lead-time of 3 weeks. Please refer to factory for inventory availability)
- 2) Water seal piping
- 3) Cyclone separator
- 4) Packed pumps

- Subject to Change Without Notice -



Product Lead Times

Pump Type	Model	Sizes	Material	Configuration	Shipping Schedule
 General Purpose End Suction Pump	F	610A 615A, J 620A 740 810A, G 815A, G 820A 825A 830A 840 1020A 1025A 1030A 1040A 1050A 1125 1140 1215A 1220A 1230A 1240A 1250A 1260A, G 1425 1430, 1430G 1440 1660 - All Iron	Cast Iron Bronze Fitted	F Pump with F1, F2, F3, or F4 Frame Size	3 Weeks
		F Pump with F1, F2, F3, or F4 Frame Size Standard Motor, Baseplate, Coupling, and Guard		4 Weeks	
		Non-Standard Configuration		Long Lead Time Item + 2 Weeks (Refer to Factory)	


Options for F Pumps

- 1) Iron construction pumps. (Majority of them are a lead-time of 3 weeks. Please refer to factory for inventory availability)
- 2) Water seal piping
- 3) Cyclone separator
- 4) Packed pumps

- Subject to Change Without Notice -



Product Lead Times

Pump Type	Model	Sizes	Material	Configuration	Shipping Schedule
 <p>Vertical Multistage Centrifugal Booster Pump (CR3 Shown)</p>	Grundfos	CR1 CR1S CR3 CR5	Cast Iron Pump Head and Base Stainless Steel Shaft, Impeller, and Sleeve	Grundfos Pump with Oval Flanges and Standard Factory Choice Motor Preset Impeller Trim <u>Specific Models Only</u> CR3-8 CR3-12	Same Day (PO must be received before 11:45am) (Requested Delivery Must Appear on PO)
				Grundfos Pump with Oval Flanges and Standard Factory Choice Motor Preset Impeller Trim	4 Weeks


Options for Grundfos Pumps

- 1) ANSI flanges
- 2) Single or three phase motors

- Subject to Change Without Notice -



Product Lead Times

Pump Type	Model	Sizes	Material	Configuration	Shipping Schedule
 <p>Hydroconstant Variable Speed Pump (MP Shown)</p>	MP MX M MO	(Size 1) 6B 8C	Cast Iron Housing	Hydro	6 Weeks
			Cast Iron Bronze Fitted	Hydro with F or C Pump, Standard Motor and Baseplate	8 Weeks
				Non-Standard Configuration	Long Lead Time Item + 1 Week (Refer to Factory)
	MP MX M MO	(Size 2) 9B 11B	Cast Iron Housing	Hydro	8 Weeks
			Cast Iron Bronze Fitted	Hydro with F or C Pump, Standard Motor and Baseplate	8 Weeks
				Non-Standard Configuration	Long Lead Time Item + 1 Week (Refer to Factory)


Options for Hydroconstant Pumps

- 1) Oil filter
- 2) Thermal cut-out switch

- Subject to Change Without Notice -



Product Lead Times

Pump Type	Model	Sizes	Material	Configuration	Shipping Schedule
 <p>Vertical Multistage Centrifugal (Booster) Pump</p>	J	J65E J65F J85E J85F J100G J100H J125G J125H	Cast Iron Bronze Fitted	J Pump with Standard Factory Choice Motor Preset Impeller Trim PUMP MUST BE AVAILABLE IN INVENTORY	Same Day (PO must be received before 11:45am) (Requested Delivery Must Appear on PO)
				J Pump with Standard Factory Choice Motor Preset Impeller Trim	1 Week


Options for J Pumps

-- No Options for J Pumps--

- Subject to Change Without Notice -



Product Lead Times

Pump Type	Model	Sizes	Material	Configuration	Shipping Schedule
 Vertical Enclosed Sump Pump	L	LGL2 LB2A LH2A LB3A LB4A	Bronze Iron Impeller; SS or Steel Shaft; NEMA 1 & 5 Float Control Switches; Steel or PVC Piping.	Bare L Pump with Standard Floorplate and Elbow 3' through 8' Basin Depths (1 ft Increments)	2 Weeks (Maximum = 2 pumps / order)
				L Pump with Standard Floorplate and Elbow Standard Factory Choice Motor 3' through 8' Basin Depths (1 ft Increments)	3 Weeks (Maximum = 2 pumps / order)
				L Pump with Standard Floorplate, and Elbow Standard Factory Choice Motor 9' thru 30' Basin Depths (1 ft Increments)	6 Weeks
				Non-Standard Configuration	Long Lead Time Item + 1 Week (Refer to Factory)


Options for L Pumps

-- No Options for L Pumps--

- Subject to Change Without Notice -



Product Lead Times

Pump Type	Model	Sizes	Material	Configuration	Shipping Schedule		
 <p>Multi-Stage Centrifugal Pump</p>	MSL	MSL032 MSL050 MSL065	Cast Iron Bronze Fitted or All Iron	Bare Pump 2, 3, 4, or 5 Stages; Packed or Sealed (Type BK3)	5 Weeks		
				- Bare Pump with 2, 3, 4, or 5 Stages - Packed or Sealed (Type BK3) - Coupling, Guard, and Baseplate - 230/460, Up to 100HP Motor - 460V, 125Hp or 150HP Motor	6 Weeks		
				Non-Standard Configuration	Long Lead Time Item + 1 Week (Refer to Factory)		
			MSL100		Cast Iron Bronze Fitted or All Iron	Bare Pump; S1 Classification (See Salesman for Clarification)	9 Weeks
						Bare Pump; S2 Classification (See Salesman for Clarification)	13 Weeks
						Bare Pump with S1 or S2 Classification; Standard Motor, Coupling, Guard, and Baseplate	Add 1 Week
						Non-Standard Configuration	Long Lead Time Item + 1 Week (Refer to Factory)


Options for MSL Pumps

- 1) Flange orientation
- 2) 200 and 575 Volt Motor Lead-Times are "Refer to Factory"

- Subject to Change Without Notice -



Product Lead Times

Pump Type	Model	Sizes	Material	Configuration	Shipping Schedule
 <p>Multi-Stage Centrifugal Pump</p>	MSM	MSM032 MSM050 MSM065 MSM100	Ductile Iron Bronze Fitted or All Iron	Bare Pump; S1 Classification (See Salesman for Clarification)	9 Weeks
				Bare Pump; S2 Classification (See Salesman for Clarification)	13 Weeks
				- S1 or S2 Classification Pump - Coupling, Guard, and Baseplate - 230/460, Up to 100HP Motor - 460V, 125Hp or 150HP Motor	Add 1 Week
				Non-Standard Configuration	Long Lead Time Item + 1 Week (Refer to Factory)


Options for MSM Pumps

- 1) Flange orientation
- 2) 200 and 575 Volt Motor Lead-Times are "Refer to Factory"

- Subject to Change Without Notice -



Product Lead Times

Pump Type	Model	Sizes	Material	Configuration	Shipping Schedule
 General Purpose End Suction Pump	PE	PE33B PE50B PE75C PE100C PE150C PE203 PE283 PE303 PE383 PE503 PE583 PE753 PE783 PE833 PE834 PE835 PE836 PE837 PE838	Bronze Fitted	PE Pump with Standard Factory Choice Motor Preset Impeller Trim PUMP MUST BE AVAILABLE IN INVENTORY	Same Day (PO must be received before 11:45am) (Requested Delivery Must Appear on PO)
				PE Pump with Standard Factory Choice Motor Preset Impeller Trim	1 Week


Options for PE Pumps

-- No Options for PE Pumps--

- Subject to Change Without Notice -



Product Lead Times

Pump Type	Model	Sizes	Material	Configuration	Shipping Schedule
 General Purpose In-Line Centrifugal Pump	PV	2PV6A 2.5PV6A 2PV8A 2.5PV8A 3PV8A 3PV11 4PV8A 4PV8J 2PV10A 3PV10A 4PV10B 5PV7 5PV11	Cast Iron Bronze Fitted	PV Pump with Standard Factory Choice Motor and Mechanical Seal	3 Weeks
				Non-Standard Configuration	Long Lead Time Item + 1 Week (Refer to Factory)


Options for PV Pumps

1) Iron construction pumps. (Majority of them are a lead-time of 3 weeks. Please refer to factory for inventory availability)

- Subject to Change Without Notice -



Product Lead Times

Pump Type	Model	Sizes	Material	Configuration	Shipping Schedule
 In-Line Centrifugal Fire Protection Pump	PVF	2.5PVF8 3PVF8 3PVF11 4PVF8 5PVF7 5PVF12	Cast Iron Bronze Fitted	PV Pump with Standard Factory Choice Motor 575V - Max 50HP 200 Max 60HP 230/460 Max 60HP (Controllers Ship Direct)	4 Weeks
				Non-Standard Configuration	Long Lead Time Item + 1 Week (Refer to Factory)


Options for PVF Pumps

1) Controllers must be Metron, Firetrol or Master.

- Subject to Change Without Notice -



Product Lead Times

Pump Type	Model	Sizes	Material	Configuration	Shipping Schedule
 Vertical Multistage Centrifugal (Booster) Pump	TMU	All TMUB or TMUAH	Cast Iron Bronze Fitted	TMU Pump Preset Impeller Trim	2 Weeks
				TMU Pump with Standard Factory Choice Motor Preset Impeller Trim	3 Weeks
				Non-Standard Configuration	Long Lead Time Item + 1 Week (Refer to Factory)


Options for TMU Pumps

-- No Options for TMU Pumps--

- Subject to Change Without Notice -



Product Lead Times

Pump Type	Model	Sizes	Material	Configuration	Shipping Schedule
 <p>Submersible Sewage & Waste Water Pump</p>	U	3UHA1	<u>3UH, 5UL, or 5UH</u> CI Casing and Mtr Housing, Polypropylene Impeller, SS Shaft	Submersible Sewage Pump with Motor Preset Impeller Trim	1 Week
		3UHM1 5ULA1 5ULM1 5ULM2		Submersible Sewage Pump with Motor Preset Impeller Trim	3 Weeks
		3UHM2 3UHA1HT 3UHM1HT 5ULA2 5ULA1HT 5ULM1HT 5ULA2HT 5ULM2HT 5UHM3 5UHM4		Submersible Sewage Pump with Motor Preset Impeller Trim	5 Weeks
		3UHA1BR 3UHM1BR 3UHM2BR 3UHA1BRHT 3UHM1BRHT 3UHM2BRHT		<u>3UH or 5UL</u> CI Casing and Mtr Housing, Polypropylene Impeller, SS Shaft <u>3UH-BR</u> Bronze Casing, Mtr Housing and Seal Plate; Polypropylene Impeller, SS Shaft	Submersible Sewage Pump with Motor Preset Impeller Trim

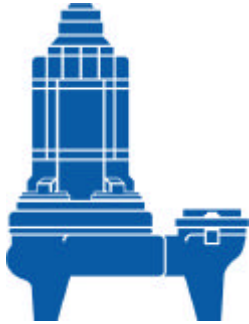
Options for U Pumps

1) Basin Covers

- Subject to Change Without Notice -



Product Lead Times

Pump Type	Model	Sizes	Material	Configuration	Shipping Schedule
 Submersible Sewage & Waste Water Pump	UW	UWNSB-3 UWNSBC-4 UWLMB-3 UWLMB-4 UWLLB-3 UWLLBC-4 UWLMB-4	All Iron	UW Pump Factory Choice Submersible Motor: <u>200 Volt</u> - 1.5HP, 1200RPM, 3PH - 1.5 thru 7.5HP, 1800RPM, 3PH <u>230 Volt</u> - 1 thru 7.5 HP, 1200RPM, 3PH - 1 thru 20HP, 1800 RPM, 3PH - 1 thru 1.5HP, 1200RPM, 1PH - 1 thru 3HP, 1800RPM, 1PH <u>460 Volt</u> - 1 thru 7.5HP, 1200RPM, 3PH - 1 thru 20HP, 1800RPM, 3PH	4 Weeks (Maximum = 2 pumps / order)
				UW Pump Factory Choice Submersible Motor not listed above	10 Weeks


Options for UW Pumps

- 1) Basin Covers

- Subject to Change Without Notice -



Product Lead Times

Pump Type	Model	Sizes	Material	Configuration	Shipping Schedule
 Vertical Enclosed Sewage Pump	VCS	NS3A NSC4A LMB3A LMBC4A LM3B LMC4B LL3B LLC4B OM4B OMC5B	Cast Iron Impeller; SS or Steel Shaft; NEMA 1 & 4 Float Control Switches; PVC or Steel Piping.	Bare VCS Pump with Standard Floorplate and Elbow 4' through 10' Basin Depths (1 ft Increments)	2 Weeks (Maximum = 2 pumps / order)
				VCS Pump with Standard Floorplate and Elbow Standard Factory Choice Motor 4' through 10' Basin Depths (1 ft Increments)	3 Weeks (Maximum = 2 pumps / order)
				VCS Pump with Standard Floorplate, and Elbow Standard Factory Choice Motor 3' and 11' thru 30' Basin Depths (1 ft Increments) Option: 4" Discharge Flush Kleen	6 Weeks
				Non-Standard Configuration	Long Lead Time Item + 1 Week (Refer to Factory)


Options for VCS Pumps

1) Basin Covers (Refer to Factory for Lead Times)

- Subject to Change Without Notice -



Product Lead Times

Pump Type	Model	Packages	Material	Configuration	Shipping Schedule
 <p>Stocking Program General Purpose End Suction Packages</p>	F&C Package Stocking Program	<u>Packages in Program:</u> Liquid End Adapter Bearing Frame Coupling and Mounting Hdwr Coupling Guard <u>Individual Parts in Program</u> Bases ODP JM, JP Motors	Cast Iron Bronze Fitted Mechanical Seal	Replenishment Orders	1-3 Weeks (Requested Delivery Must Appear on PO)
				Replenishment Orders	4 Weeks
				Initial Stocking Orders	6 Weeks

Options for Standard Packages

- 1) Iron construction packages. (Majority of them are a lead-time of 4 weeks depending on sizes and quantity. Please refer to factory for inventory availability.
- 2) Packed Seal Type

- Subject to Change Without Notice -